

ILANA ISLANDS

ISLAND ESTATES AT TILAL AL GHAF

Provident Estate, founded in 2008, is a pioneer in the region's real estate sector. With a stronghold of 200+ workers and counting, we are at the forefront of the industry as the most trusted real estate agency and rank among the top-10 agencies for the world's most reputable developer.

With a 360° real estate solution approach, we have repeatedly demonstrated that we understand our clients' needs the best and always provide outcomes that meet their objectives. We prioritize them and attempt to address their issues using innovative and digital solutions. Our ultimate objective is to develop long-term partnerships with our clients.

Provident.

A Tradition of Trust



+971 56 604 5684



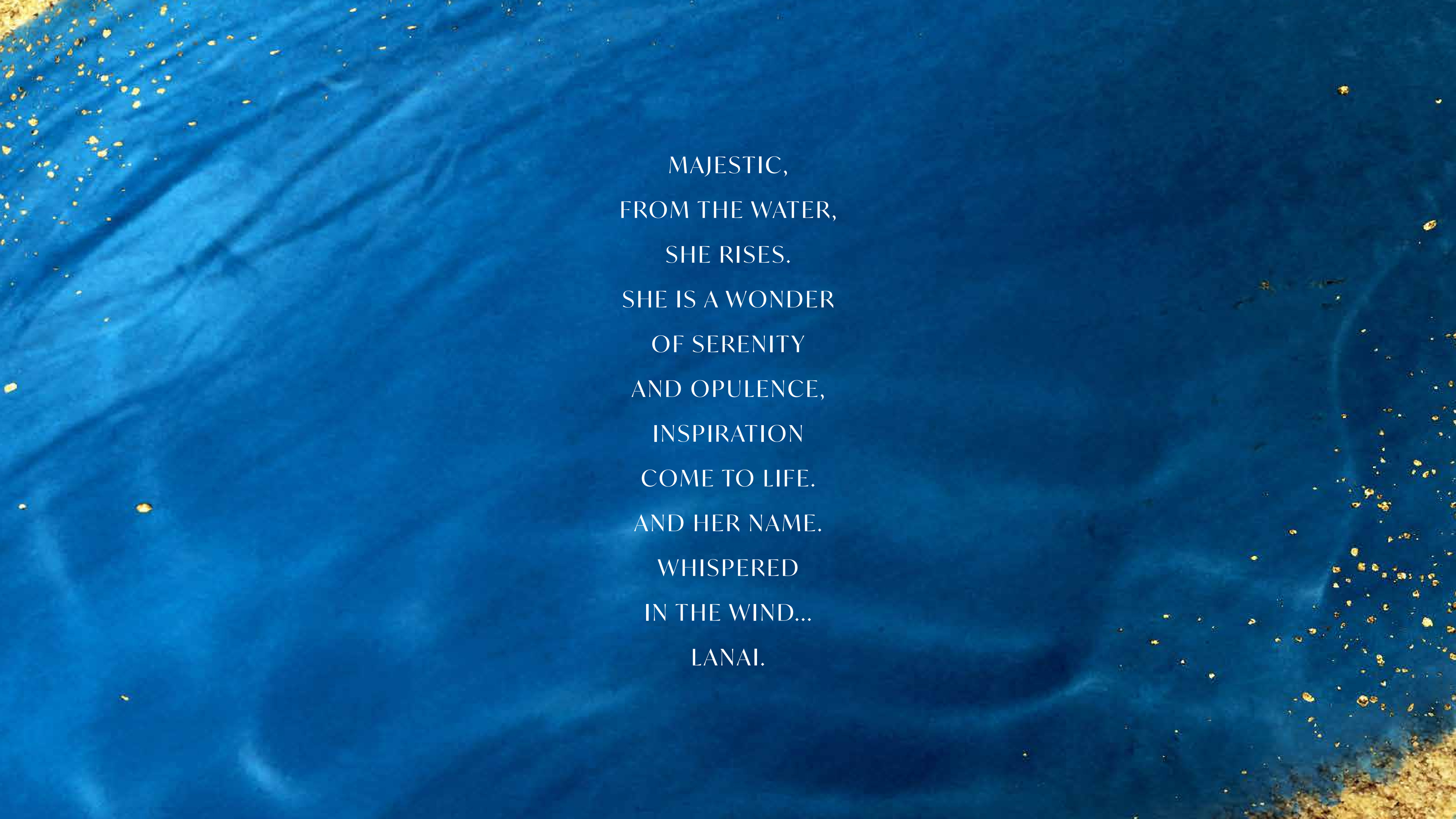
info@providentestate.com



www.providentestate.com



Office #1802, 18th Floor, Marina Plaza, Dubai Marina,
Dubai, UAE

An aerial photograph of a tropical beach. The water is a vibrant turquoise color, with gentle ripples and a few small, dark spots that could be rocks or coral. The sand is a bright, golden-yellow color, contrasting sharply with the blue water. The beach curves along the edge of the water, and the overall scene is peaceful and serene.

MAJESTIC,
FROM THE WATER,
SHE RISES.
SHE IS A WONDER
OF SERENITY
AND OPULENCE,
INSPIRATION
COME TO LIFE.
AND HER NAME.
WHISPERED
IN THE WIND...
LANAI.



Experience the tranquility of life
in the heart of a resort like island.



Born out of water, crafted on land.

At the point where waves and sand meet, two private paradise islands emerge from crystalline Lagoon waters. Beyond white sandy beaches shaded by palm trees and bordered by verdant vegetation, exclusive estate homes sit in lush landscaped gardens. A curated ultra-luxury retreat where the natural beauty of the environment takes centre stage and an all-encompassing sense of peace pervades.



Stunning spaces that seamlessly unite
the indoors with nature outside.



LIVE IN THE LAP OF LUXURY WITH THE LUXURY OF FREEDOM.

Lanai Islands offer the idyllic lifestyle that only a private resort-style retreat in the heart of nature can offer, yet remains within easy reach of Dubai's primary business and entertainment hubs.

29 MINS
DUBAI INTERNATIONAL AIRPORT



25 MINS
AL MAKTOUM INTERNATIONAL AIRPORT



15 MINS
MALL OF THE EMIRATES



20 MINS
DOWNTOWN DUBAI



10 MINS
CITYCENTRE ME'AISEM



15 MINS
KEMPINSKI HOTEL



10 MINS
MEDICLINIC PARKVIEW HOSPITAL



Provident

SIGNATURE LIVING BY MAJID AL FUTTAIM

Founded in 1992, Majid Al Futtaim started from one man's vision to transform the face of shopping, entertainment, and leisure to 'create great moments for everyone, every day'. It has since grown into one of the United Arab Emirates' most respected and successful businesses.

At Majid Al Futtaim - Communities, part of Majid Al Futtaim Properties, we are lifestyle destination creators who craft aspirational communities and sustainable environments through the art of placemaking. By doing so, we enable everyone who lives, works and plays there to live life to the fullest.

Lanai Islands is our latest residential development within our community Tilal Al Ghaf, and is the epitome of its resort living lifestyle. It is opulent, bespoke, unassailable. It is signature living by Majid Al Futtaim.



MASTERPLAN

3M

SQM TOTAL
SITE AREA

15K+

RESIDENTS

11KM+

CYCLING TRAILS

3.5K+

HOMES
(townhouses,
twin villas &
villas)

100+

MAJID AL FUTTAIM
SIGNATURE RETAIL

18KM

LANDSCAPED
PEDESTRIAN
WALKWAYS

100K

SQM RECREATIONAL
LAGOON & WHITE
SANDY BEACHES

EXCLUSIVE COMMUNITY HUB

SHOPPING, DINING,
RECREATION AND WELLNESS

1

ROYAL GRAMMAR
SCHOOL GUILFORD



ISLAND LIVING OVERVIEW

An exclusive release of 13
ultra-premium estate homes
crafted with architectural
integrity, inspired by the
tranquil beauty of nature and
the surrounding aqua waters.



EDGE ESTATES SHORE ESTATES

IMAGINED BY VISIONARIES FOR DREAMERS

—
THE COLLABORATORS



ARCHITECTS

SAOTA

Award-winning architectural firm SAOTA is driven by a unique design philosophy that connects form and function and blurs the boundaries between indoors and out. SAOTA's innovative residential designs are distinguished not only for their incredible aesthetic impact, but for being homes in which people love to live in.



KELLY HOPPEN

INTERIOR DESIGN

Multi-award-winning Kelly Hoppen CBE is amongst the most sought-after designers of her generation. Kelly Hoppen Interiors is distinguished by Kelly's signature style, defined by a subtle fusion of clean lines and neutral tones intuitively balanced by an infusion of opulent warmth.

Experience the tranquillity
of life in the heart of nature.


Relax and rejuvenate by the crystal
waters of Lagoon Al Ghaf.



A TOUCH OF OPULENCE

—
LUXURY FEATURES

The boundaries between indoors and out blend beautifully with ample use of organic materials judiciously applied to evoke an exclusive aura of barefoot luxury.



EXCLUSIVE
BRIDGE ACCESS



GATED & PRIVATE
COMMUNITY



MODERN CANTILEVER
ARCHITECTURE



STONE CLADDED
EXTERIOR FAÇADE



EXPANSIVE FORECOURT
& BACKYARD



GRAND
DOUBLE HEIGHT ENTRY



DOUBLE & TRIPLE HEIGHT
INTERNAL COURTYARDS




SEAMLESS INDOOR-
OUTDOOR RELATIONSHIP



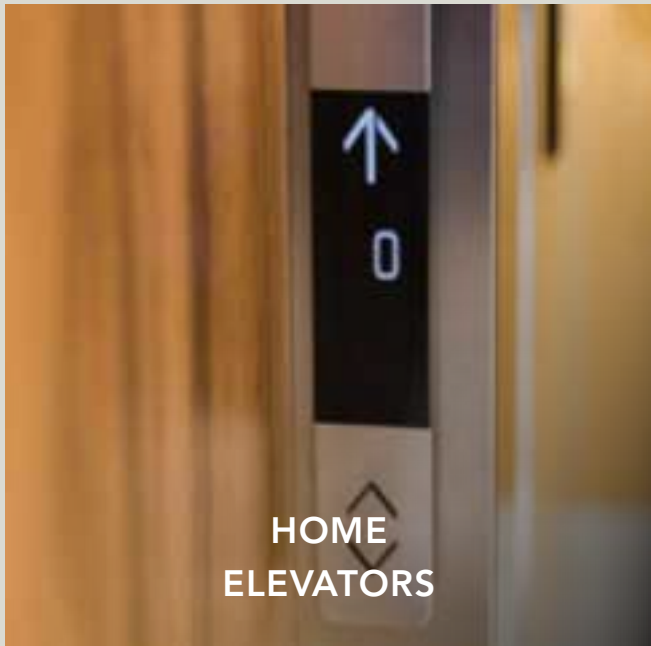
EUROPEAN KITCHENS WITH
INTEGRATED APPLIANCES



CAR GALLERIES FOR
7-12 CARS




LUXURY
INTERNAL FINISHES



HOME
ELEVATORS



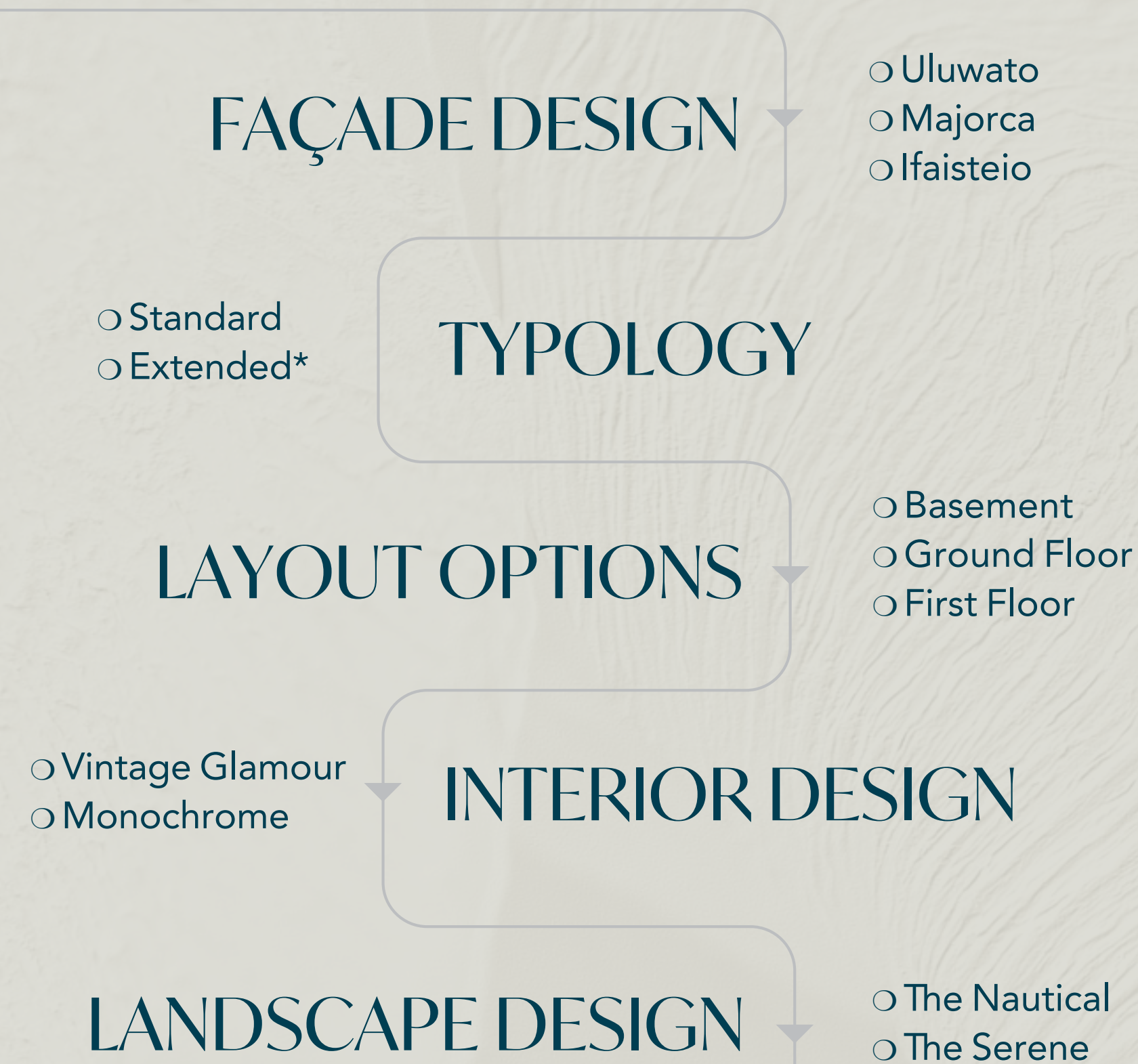
CURATED FLOOR PLAN
OPTIONS TO SUIT YOUR NEEDS



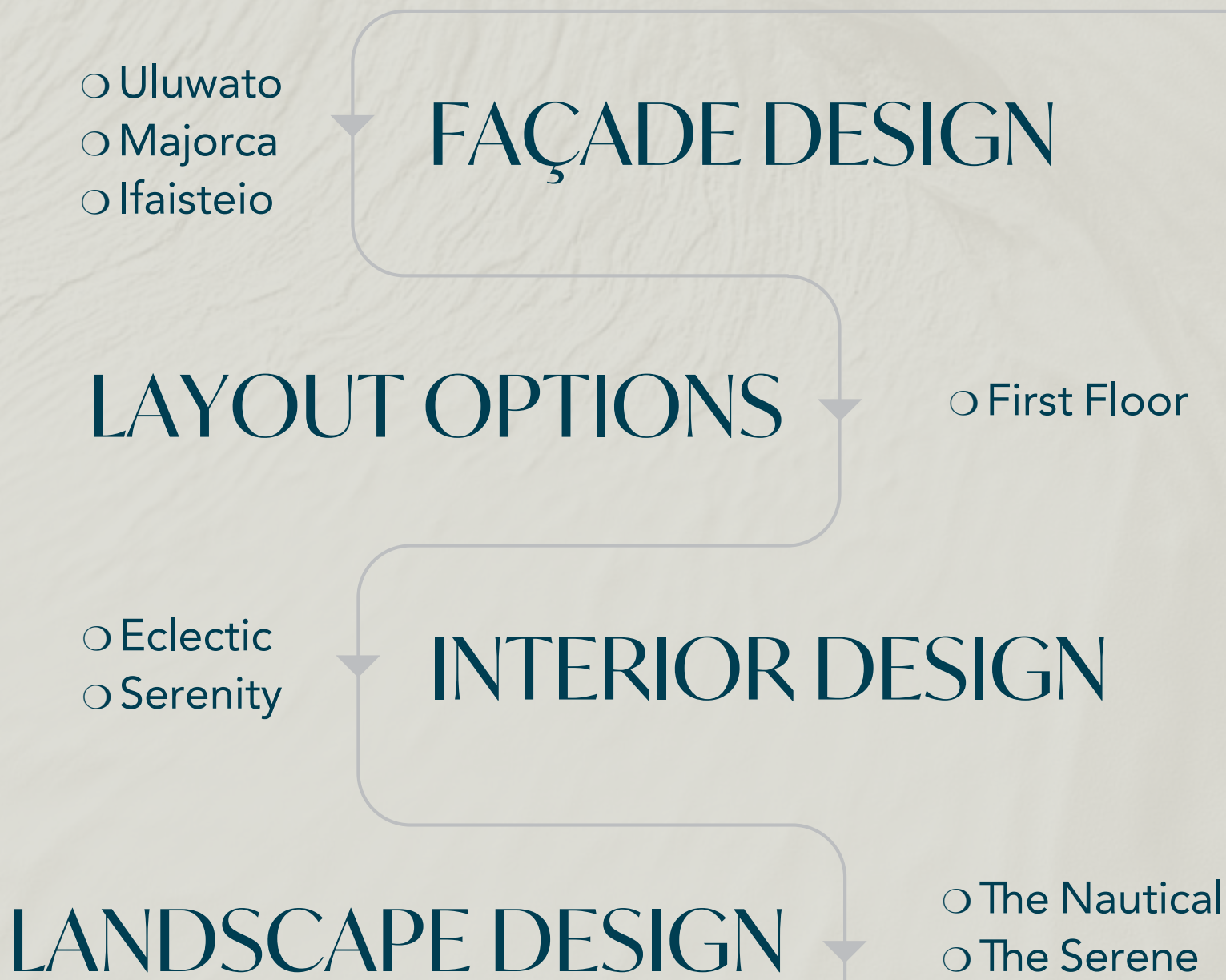
BESPOKE LANDSCAPE
OPTIONS

CUSTOMERS' SELECTION JOURNEY

EDGE ESTATES



SHORE ESTATES



THE LUXURY OF FREEDOM

EXTERIOR OPTIONS

A curated variety of material palettes inspired by the world's premier luxury resorts allow you to curate the look of your home in line with your aesthetic preferences.




EXTERIOR OPTION 1 ULUWATU

With this pristine mix of soft and subtle hues, your estate reverberates a sense of warmth that's inviting and soothing at the same time.



WALL STONE




EXTERNAL FLOOR STONE




ACCENT



MESH



MESH-2



ACCENT METAL



EXTERIOR OPTION 2

MAJORCA

A juxtaposition of different textures that blend in seamlessly to make your home an iconic and bespoke estate that invites your guests indoors to discover this hidden gem.



WALL STONE



EXTERNAL FLOOR STONE




ACCENT



MESH



MESH-2



HAMMERED BRASS



EXTERIOR OPTION 3

IFAISTEIO


The use of warm and textured materials gives your estate an allure and state of grandeur that elevates your home to make it your own.



WALL STONE



EXTERNAL FLOOR STONE



METAL PROFILE



MESH



MESH-2



ACCENT METAL

A WONDER OF CRAFTSMANSHIP

EXCEPTIONAL HOMES FOR AN ELEVATED
ISLAND RESORT EXPERIENCE

Lanai Islands' estates are crafted to exceed expectations with two unique designs

EDGE & SHORE

both of which take inspiration from the surrounding waters and local landscape to celebrate the organic beauty of the natural world.

EDGE

ESTATES

Ifaisteio



Majorca



Uluwato





Provident

EDGE / Exterior



Provident.

EDGE / Exterior



Provident.

EDGE / Exterior



Provident

EDGE / Exterior



Provident

EDGE / Exterior



EDGE ESTATES

TAILORED INTERIORS

Select between two distinctive
interior designs to express
your individuality.



1

2

3

4



5



6



7



8



9



10



11




12

12

EDGE ESTATES | INTERIOR OPTION 1

Monochrome

- 1 . Living Room Parquet Flooring
- 2 . Accent Metal
- 3 . Accent Joinery
- 4 . Accent Joinery 2
- 5 . Master Bathroom Marble
- 6 . General Floor
- 7 . Joinery Veneer
- 8 . Spa Marble
- 9 . Show Kitchen Stone
- 10 . Bedroom Parquet Flooring
- 11 . Kitchen Shutters Veneer
- 12 . Joinery Metal



EDGE ESTATES | INTERIOR OPTION 2

Vintage Glamour

- 1 . Parquet Flooring
- 2 . Accent Metal
- 3 . Accent Joinery
- 4 . Accent Joinery 2
- 5 . Master Bathroom Marble
- 6 . General Floor
- 7 . Show Kitchen Stone
- 8 . Joinery Veneer
- 9 . Spa Marble
- 10 . Joinery Metal

Provident
Provident



Provident.

INTERIOR OPTION / Monochrome



Provident.

INTERIOR OPTION / Vintage Glamour



Provident.

INTERIOR OPTION / Monochrome



Provident.

INTERIOR OPTION / Vintage Glamour



Provident.

INTERIOR OPTION / Monochrome



Provident.

INTERIOR OPTION / Vintage Glamour




Provident.

INTERIOR OPTION / Monochrome



Providenti

INTERIOR OPTION / Vintage Glamour



Provident.

INTERIOR OPTION / Vintage Glamour



EDGE ESTATES

FLOOR PLANS

EDGE FLOOR PLAN

8 BEDROOM

Internal Area	2,287 sqm / 24,612 sqft
Balcony / Terrace	28 sqm / 300 sqft
Garage	492 sqm / 5,300 sqft
Total Area	2,807 sqm / 30,213 sqft

BASEMENT

1,485 sqm / 15,989 sqft



GROUND FLOOR

552.22 sqm / 5,944 sqft



FIRST FLOOR

736 sqm / 7,923 sqft



ROOF

33 sqm / 357 sqft



EDGE FLOOR PLAN

8 BEDROOM - EXTENDED LIVING

Internal Area	2,335 sqm / 25,138 sqft
Balcony / Terrace	28 sqm / 300 sqft
Garage	492 sqm / 5,300 sqft
Total Area	2,856 sqm / 30,738 sqft

BASEMENT

1,485 sqm / 15,989 sqft



GROUND FLOOR

601.03 sqm / 6,469 sqft



FIRST FLOOR

736 sqm / 7,923 sqft



ROOF

33 sqm / 357 sqft



CUSTOMIZATIONS

GROUND FLOOR

EXECUTIVE OFFICE



A fully equipped office suite to facilitate the ultimate work-from-home experience.

GUEST HOUSE



A separate hotel-style suite for guests who value their privacy.

PRIVATE LOUNGE



Entertain in style in a private lounge designed for intimate gatherings.

FITNESS HUB



Nurture your body and soul in a self-contained home gym complete with yoga studio.

CUSTOMIZATIONS

FIRST FLOOR

MEGA MASTER



Luxury living at its finest beckons with an ultra-spacious master suite that opens out onto a terrace overlooking the Lagoon and superb views.

SUPER MASTER



Opt for this suite with an ample walk-in closet, and get dressed in style everyday. With its own bathroom, this is the perfect place for a private beauty retreat.

DOUBLE MASTER



A generously sized master suite comprising a bedroom with many features such as a freestanding bathtub, his and hers walk-in closets and much more.

CHILLOUT ZONE



A generous self-contained space dedicated for relaxing and intimate gatherings with friends and family, chilling in front of the TV.

CUSTOMIZATIONS

BASEMENT

SOLUS RETREAT



An elegant entertainment zone
with a private cinema suite.

MEGA SPA



Indulge in the pursuit of wellness
with a luxurious home spa.

SHORE

ESTATES

Ifaisteio



Majorca



Uluwato



Provident.



Provident

SHORE / Exterior



Provident.

SHORE / Exterior



Provident

SHORE / Exterior



Provident.

SHORE / Exterior



SHORE ESTATES

TAILORED INTERIORS

Choose between two distinctive
interior designs with finishes that
are as unique as you.



1

2

3

4




5



6



8



9



7

10



SHORE ESTATES | INTERIOR OPTION 1

Eclectic

- 1 . Parquet Flooring
- 2 . Accent Metal
- 3 . Accent Joinery
- 4 . Accent Joinery 2
- 5 . Master Bathroom Marble
- 6 . General Floor
- 7 . Show Kitchen Stone
- 8 . Joinery Veneer
- 9 . Spa Marble
- 10 . Joinery Metal



1



2



3



4



5



6



8



9



7



10



11



SHORE ESTATES | INTERIOR OPTION 2

Serenity

- 1 . Parquet Flooring
- 2 . Accent Metal
- 3 . Accent Joinery
- 4 . Accent Joinery 2
- 5 . Master Bathroom Marble
- 6 . General Floor
- 7 . Show Kitchen Stone
- 8 . Joinery Veneer
- 9 . Spa Marble
- 10 . Kitchen Shutters Veneer
- 11 . Joinery Metal



Provident.

INTERIOR OPTION / Eclectic



Provident

INTERIOR OPTION / Serenity



Provident.

INTERIOR OPTION / Eclectic



Provident

INTERIOR OPTION / Serenity



Provident.

INTERIOR OPTION / Eclectic



Provident.

INTERIOR OPTION / Serenity



Provident.

INTERIOR OPTION / Eclectic



Provident.

INTERIOR OPTION / Serenity

SHORE ESTATES

FLOOR PLANS

SHORE FLOOR PLAN

7 BEDROOM

Internal Area	1,751 sqm / 18,843 sqft
Balcony / Terrace	69 sqm / 746 sqft
Garage	378 sqm / 4,063 sqft
Total Area	2,197 sqm / 23,652 sqft

BASEMENT

965 sqm / 10,388 sqft



GROUND FLOOR

525.5 sqm / 5,656 sqft



FIRST FLOOR

666 sqm / 7,172 sqft



ROOF

41 sqm / 436 sqft



CUSTOMIZATIONS

FIRST FLOOR

MEGA MASTER



Luxury living at its finest beckons with an ultra-spacious master suite that opens out onto a terrace overlooking the Lagoon and superb views.

SUPER MASTER



Opt for this suite with an ample walk-in closet, and get dressed in style everyday. With its own bathroom, this is the perfect place for a private beauty retreat.

DOUBLE MASTER



A generously sized master suite comprising a bedroom with many features such as a freestanding bathtub, his and hers walk-in closets and much more.

CHILLOUT ZONE



A generous self-contained space dedicated for relaxing and intimate gatherings with friends and family, chilling in front of the TV.



PRISTINE LANDSCAPE DESIGN



THE NAUTICAL

Escape to your own private island of secluded luxury with your own spa pool surrounded by nature's finest greenery facing the majestic azure waters of a private Lagoon.

Provident



THE SERENE

Be an esteemed host with this refined estate made to greet all your guests and give them their own privacy and the right entertainment by the pool with 180-degree lagoon views and bountiful greenery.

Provident



LANAI ISLANDS

—
SIGNATURE LIVING
BY MAJID AL FUTTAIM

Provident.

Provident.

Provident Estate, founded in 2008, is a pioneer in the region's real estate sector. With a stronghold of 200+ workers and counting, we are at the forefront of the industry as the most trusted real estate agency and rank among the top-10 agencies for the world's most reputable developer.

With a 360° real estate solution approach, we have repeatedly demonstrated that we understand our clients' needs the best and always provide outcomes that meet their objectives. We prioritize them and attempt to address their issues using innovative and digital solutions. Our ultimate objective is to develop long-term partnerships with our clients.

Provident.

A Tradition of Trust



+971 56 604 5684



info@providentestate.com



www.providentestate.com



Office #1802, 18th Floor, Marina Plaza, Dubai Marina,
Dubai, UAE



Brought to you by

